

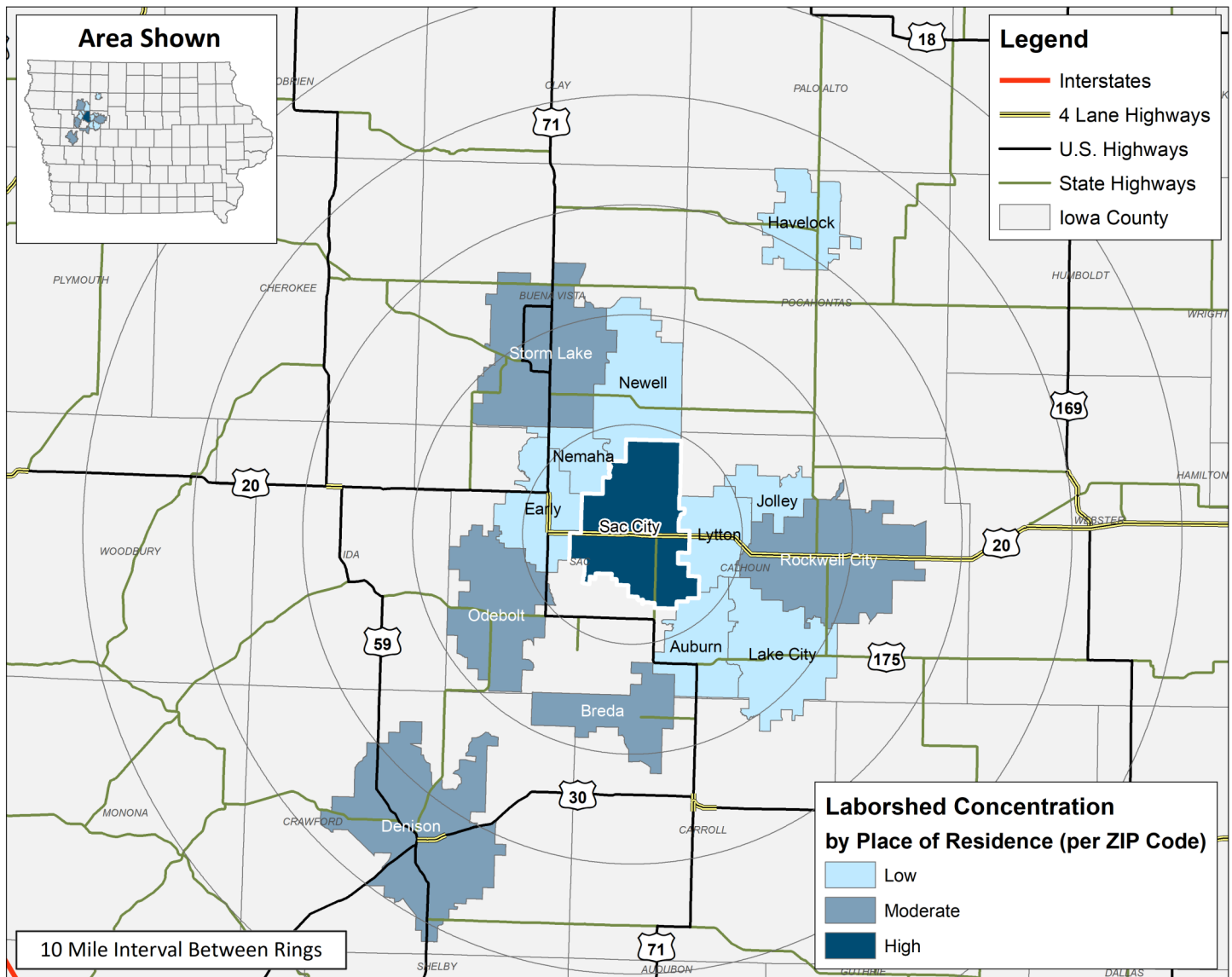
LABOR CHARACTERISTICS

BIOTECHNOLOGY



SAC CITY LABORSHED AREA

CONCENTRATION OF RESPONDENTS WITHIN THE LABORSHED AREA
WITH TRANSFERABLE EXPERIENCE/SKILLS BY PLACE OF RESIDENCE



Workers who have transferable experience/skills in the industry are currently commuting an average of 8 miles one way for work. Those who are likely to change/accept employment are willing to commute an average of 10 miles one way for the right employment opportunity.

FOR MORE INFORMATION REGARDING THE SAC CITY, IA LABORSHED, CONTACT:

LABOR CHARACTERISTICS



BIOTECHNOLOGY

ESTIMATED AVAILABLE LABOR PER OCCUPATIONAL CATEGORY:

- Agricultural Workers, All Other - 121
- Architectural & Engineering Managers - 115
- Dietetic Technicians - 120
- Engineers, All Other - 116
- Farmers, Ranchers, & Other Agricultural Managers - 1,777
- Forest & Conservation Technicians - 118
- Industrial Production Managers - 235
- Medical & Clinical Laboratory Technicians - 119
- Soil & Plant Scientists - 117
- Supervisors of Production & Operating Workers - 122
- Water & Wastewater Treatment Plant & System Operators - 123

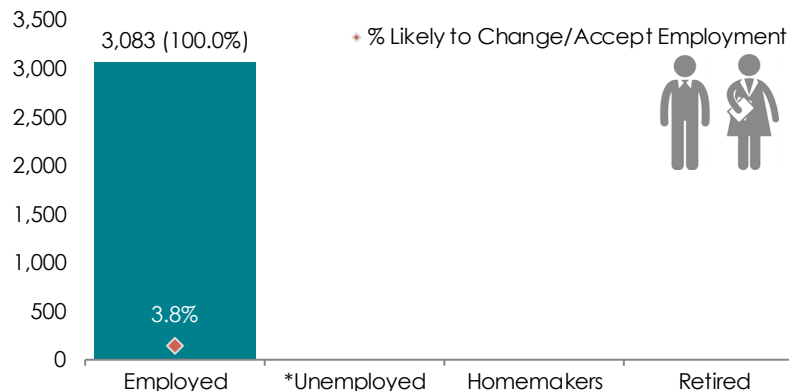
AN ESTIMATED TOTAL OF **3,083** PEOPLE IN THE LABORSHED AREA

UNDEREMPLOYMENT (ESTIMATED):

- Low hours - 0.0%
- Low income - 0.0%
- Mismatch of skills - 0.0%
- Total - 0.0%

(Individuals counted only once when estimating Total Underemployment.)

ESTIMATED TOTAL BY EMPLOYMENT STATUS (PERCENTAGE):



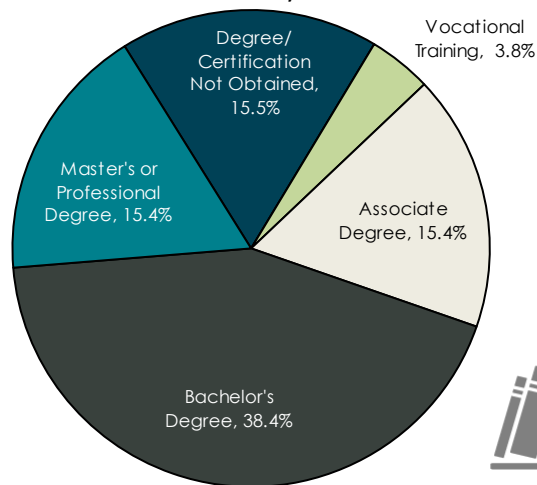
*Employment status is self-identified by the survey respondent. The unemployment percentage does not reflect the unemployment rate published by the U.S. Bureau of Labor Statistics, which applies a stricter definition.

EMPLOYMENT STATS:

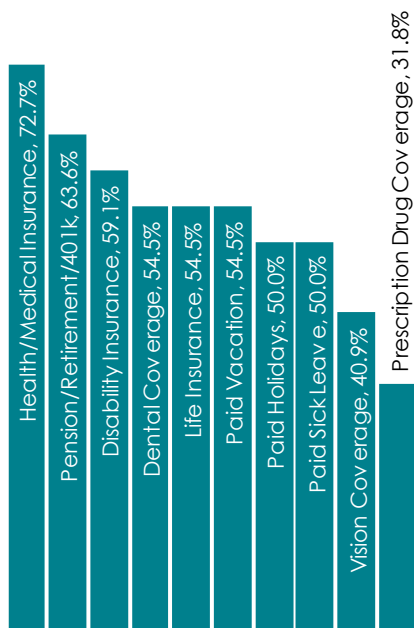
- 30.8% paid an hourly wage
- 100% are/were employed full-time
- 0.0% are/were employed part-time
- 61.5% are/were self-employed
- 19.2% hold two or more jobs
- Currently working an average of 52 hours/week

EDUCATIONAL LEVEL:

(88.5% HAVE AN EDUCATION BEYOND HIGH SCHOOL)



CURRENT BENEFITS:



TOP JOB SEARCH RESOURCES:

(For those seeking employment opportunities, by use.)

- Internet - 70.0%
 - www.indeed.com
 - www.iowaworks.gov
- Networking through friends, family or acquaintances - 50.0%
- Newspapers - 25.0%
- IowaWORKS Centers - 10.0%



WORKPLACE FLEXIBILITY:

(by percent of interest)

- Cross-training - 0.0%
- Job sharing - 0.0%
- Cross-training - 0.0%
- Job sharing - 0.0%
- Seasonal work - 0.0%
- Temporary work - 0.0%



LABOR CHARACTERISTICS



BIOTECHNOLOGY

OCCUPATION	OCCUPATIONAL CODE	MEAN WAGE	ENTRY WAGE	EXPERIENCED WAGE	MEDIAN WAGE	MEAN ANNUAL SALARY
Agricultural and Food Science Technicians	19-4011	\$22.40	\$18.22	\$24.49	\$22.14	\$46,587
Agricultural Inspectors	45-2011	\$23.86	\$20.03	\$25.78	\$23.21	\$49,638
Architectural and Engineering Managers	11-9041	\$53.06	\$41.24	\$58.97	\$51.12	\$110,363
Chemical Technicians	19-4031	\$18.67	\$12.96	\$21.52	\$18.83	\$38,831
Conservation Scientists	19-1031	\$25.71	\$18.44	\$29.35	\$23.82	\$53,480
Dietitians and Nutritionists	29-1031	\$27.02	\$16.91	\$32.08	\$28.39	\$56,204
Engineers, All Other	17-2199	\$36.73	\$21.93	\$44.13	\$32.77	\$76,406
Environmental Science and Protection Technicians, Including Health	19-4091	\$19.18	\$16.10	\$20.72	\$18.00	\$39,892
Environmental Scientists and Specialists, Including Health	19-2041	\$29.09	\$17.01	\$35.12	\$24.19	\$60,498
Farmworkers, Farm, Ranch, and Aquacultural Animals	45-2093	\$17.37	\$13.95	\$19.08	\$17.43	\$36,139
First-Line Supervisors of Farming, Fishing, and Forestry Workers	45-1011	\$29.94	\$23.17	\$33.32	\$29.64	\$62,273
First-Line Supervisors of Production and Operating Workers	51-1011	\$27.86	\$19.50	\$32.04	\$27.29	\$57,949
Forest and Conservation Technicians	19-4093	\$17.36	\$12.11	\$19.99	\$17.20	\$36,115
Industrial Engineers	17-2112	\$39.38	\$30.95	\$43.60	\$37.96	\$81,915
Industrial Production Managers	11-3051	\$45.09	\$29.01	\$53.13	\$43.49	\$93,787
Inspectors, Testers, Sorters, Samplers, and Weighers	51-9061	\$21.42	\$14.84	\$24.71	\$21.71	\$44,548
Separating, Filtering, Clarifying, Precipitating, and Still Machine Setters, Operators, and Tenders	51-9012	\$20.67	\$18.33	\$21.84	\$21.11	\$42,992
Soil and Plant Scientists	19-1013	\$25.04	\$17.00	\$29.06	\$25.92	\$52,079
Water and Wastewater Treatment Plant and System Operators	51-8031	\$17.77	\$12.31	\$20.50	\$17.37	\$36,966

The 2019 Iowa Wage data for the Sac City Laborshed area was produced by the Labor Force & Occupational Analysis Bureau to provide communities local information on wages by occupation. The source of the wage and employment data is based on the May 2018 OES estimates. Additional occupational wage and employment data can be found at www.iowalmi.gov/laborshed.